



► Hybrid stepper motors

6630-50

- Step angle 1.8°
- Diameter 86 mm
- Weight 4000 g
- Holding torque 9 Nm

The hybrid stepper motor comes into its own where torque at low speed, positioning, and accuracy are determining factors.

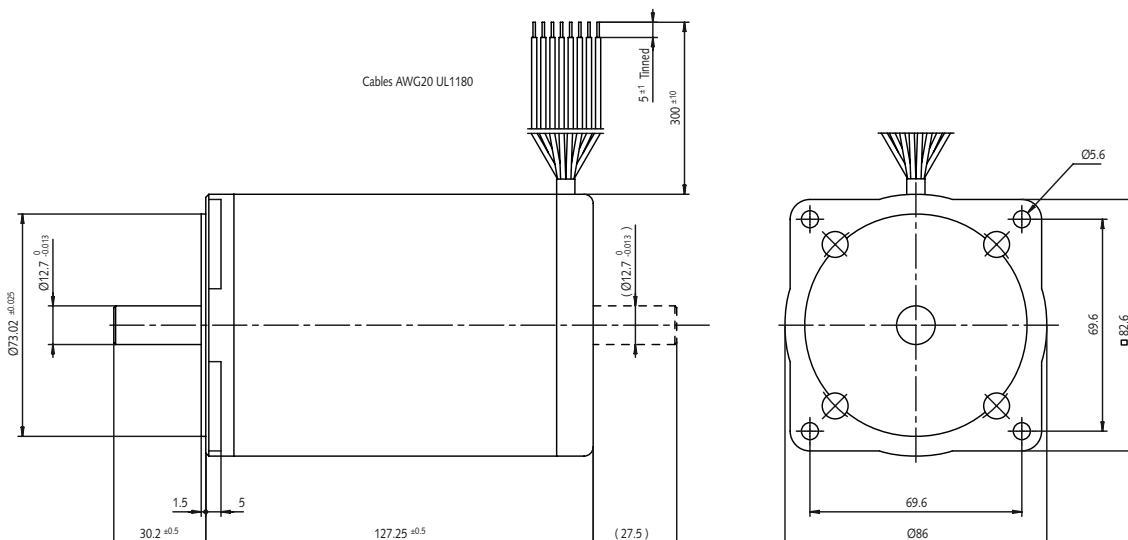
► Technical data

	Part N°	Phase resistance [Ω]	Phase inductance [mH]	Phase current [A]	Holding torque [Nm]	Nominal power [W]
Phases in parallel	6630-50-4-0.4	0.2	1.8	10	9	40
Phases in series		0.8	7.2	5	9	40

Steps/rev.	200
Step accuracy	± 5 %
Rotor inertia	3950 gcm ²
Insulation class	B 130° C
Protection	DIN 40050 IP 30
Test voltage	500 VAC
Detent torque	300 mNm

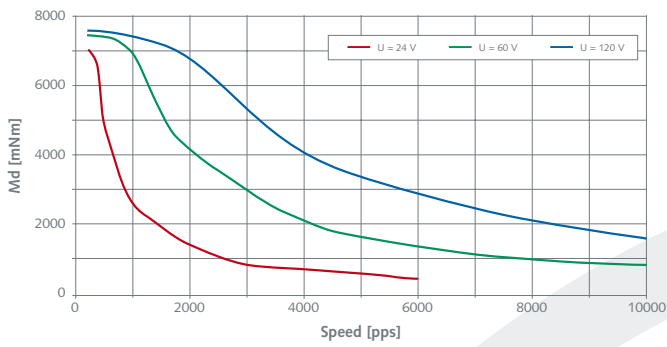
► Dimensions

Drawing not to scale. All dimensions in mm.

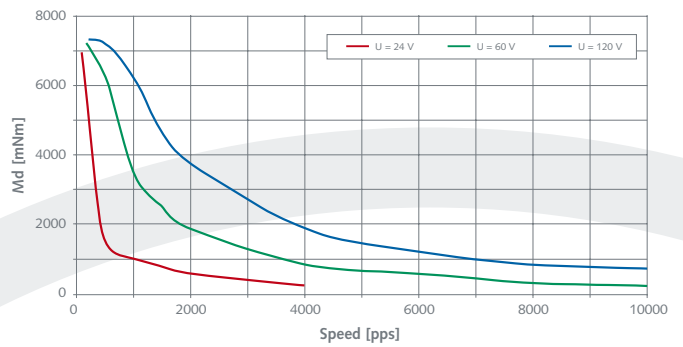


► Dynamic characteristics

• 6630-50-4-0.4 ► Phases in parallel



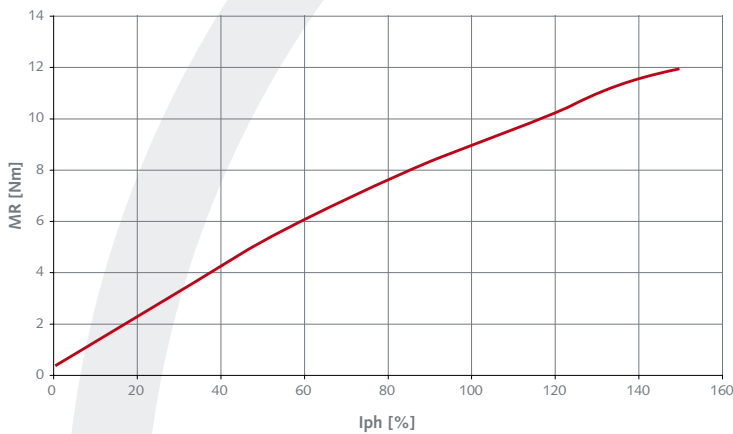
• 6630-50-4-0.4 ► Phases in series



[pps] = pulses per second

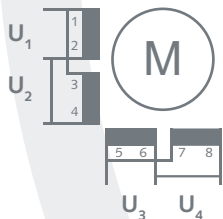
► Static characteristics

• 6630-50-4 Series

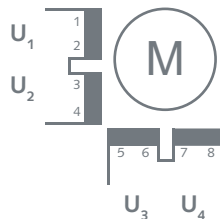


► Electrical Interface

► Phases in parallel



► Phases in series



- U₁ 1 green
2 orange
- U₂ 3 black-white
4 green-white
- U₃ 5 red
6 black
- U₄ 7 white
8 red-white

Special requirements upon customer specifications. Right to change reserved.

< 1.0 >